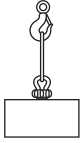

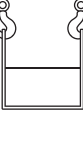


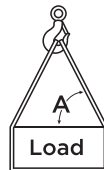
ROUNDSLING INFORMATION

Common Types of Sling Hitches

Hitch	Comments
 <p>Vertical Hitch</p>	One end is placed on the hook, while the other end is attached directly to the load. A tagline should be used to prevent load rotation.
 <p>Choker Hitch</p>	Sling passes through one end around the load and the other end is placed on the hook. Rated capacity is normally 80% of that for a vertical hitch. Load control is a potential problem with only one sling rigged in a choker hitch. Also, the choke point should always be on the sling body—not on the fittings, base of the fitting or tag.
 <p>Basket Hitch</p>	The sling cradles the load while both ends are attached overhead. The rated capacity for a basket hitch is twice that for a vertical hitch. As with the choker hitch, more than one sling rigged in a basket hitch (or some other means) may be necessary to help ensure load control.

Increased sling tension as a function of sling-to-load angle

Angle "A" in degrees from horizontal	Tension Multiplier
90	1.000
85	1.004
80	1.015
75	1.035
70	1.064
65	1.104
60	1.155
55	1.221
50	1.305
45	1.414
40	1.555
35	1.742
30	2.000

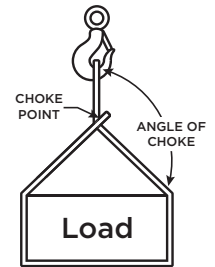


Multiply the load weight (per leg) by the tension factor to determine the increased tension of the sling leg(s)

Reductions in rated capacity as a function of angle of choke

Angle of Choke (degrees)	Angle of Choke Reduction Factor	
	= or >	<
120	180	1.000
105	120	0.82
90	105	0.71
60	90	0.58
0	60	0.50

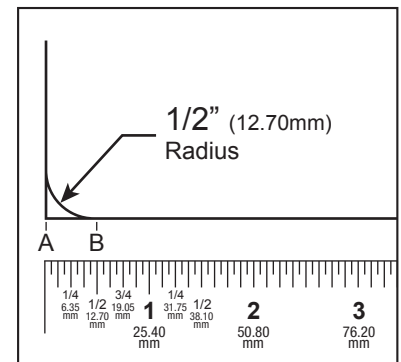
Actual Sling Capacity = Rated Capacity x Reduction Factor



The radii values apply to roundslings that are fully tensioned to their rated capacity regardless of the hitch.

When roundslings are tensioned to lower force values, the minimum radius values will reduce accordingly.

Fractional inches are rounded up to the nearest 1/16" (1.58 mm).



Minimum edge radii suitable for contact unprotected polyester roundslings

Sling Size	Vertical Rated Capacity		Minimum Edge Radii		Minimum Edge Radii		Sling Width at Load	
	lbs.	kgs.	inch	mm	inch	mm	inch	mm
1	2,600	1,200	0.14	3.55	3/16	4.76	0.97	24.63
2	5,300	2,400	0.21	5.33	1/4	6.35	1.29	32.76
3	8,400	3,800	0.26	6.60	5/16	7.93	1.66	42.16
4	10,600	4,800	0.30	7.62	5/16	7.93	1.78	45.21
5	13,200	6,000	0.33	8.38	3/8	9.52	2.00	50.80
6	16,800	7,600	0.40	10.16	7/16	11.11	2.13	54.10
7	21,200	9,600	0.41	10.41	7/16	11.11	2.62	66.54
8	25,000	11,400	0.44	11.17	7/16	11.11	2.85	72.39
9	31,000	14,100	0.50	12.70	1/2	12.70	3.15	80.01
10	40,000	18,200	0.56	14.22	9/16	14.28	3.57	90.67
11	53,000	24,100	0.67	17.01	11/16	17.46	4.00	101.60
12	66,000	30,000	0.72	18.28	3/4	19.05	4.60	116.84
13	90,000	40,900	0.87	22.09	7/8	22.22	5.22	132.58

Suitable connection hardware sizes for Polyester Roundslings when used in Choker and Vertical hitches

Sling Size	Roundslings		Minimum Hardware Size							
	Rated Cap.	Vert. Hitch	Stock Dia. or Thickness				Effective Contact Width			
			lbs.	kgs.	in	mm	in	mm	in	mm
1	2,600	1,200	.39	9.90	7/16	11.11	.97	24.63	1	25.40
2	5,300	2,400	.59	14.98	5/8	15.87	1.29	32.76	1-3/8	34.92
3	8,400	3,800	.72	18.28	3/4	19.05	1.66	42.16	1-3/4	44.45
4	10,600	4,800	.85	21.59	7/8	22.22	1.78	45.21	1-7/8	47.62
5	13,200	6,000	.95	24.13	1	25.40	2.00	50.80	2	50.80
6	16,800	7,600	1.12	28.44	1-1/8	28.57	2.13	54.10	2-1/8	53.97
7	21,200	9,600	1.15	29.21	1-3/16	30.16	2.62	66.54	2-5/8	66.67
8	25,000	11,400	1.25	31.75	1-1/4	31.75	2.85	72.39	2-7/8	73.02
9	31,000	14,100	1.41	35.81	1-1/2	38.10	3.15	80.01	3-1/4	82.55
10	40,000	18,200	1.60	40.64	1-5/8	41.27	3.57	90.67	3-5/8	92.07
11	53,000	24,100	1.90	48.26	2	50.80	4.00	101.60	4	101.60
12	66,000	30,000	2.05	52.07	2-1/8	53.97	4.60	116.84	4-5/8	117.47
13	90,000	40,900	2.46	62.48	2-1/2	63.50	5.22	132.58	5-1/4	133.35

Roundslings Removal from Service Criteria

- If Roundslings identification tag is missing or not readable
- Holes, tears, cuts, embedded materials, excessive abrasive wear, or snags that expose the core yarn of the Roundslings.
- Broken or damaged core yarn.
- If Roundslings has been tied into one or more knots.
- Acid or caustic burns of the Roundslings.
- Melting, charring or weld spatter of any part of the Roundslings.
- Distortion, excessive pitting, corrosion or other damage to fitting(s).
- Broken or worn stitching in the cover which exposes the core yarn.
- Any conditions which cause doubt as to the strength of the Roundslings.

WHERE TO FIND ADDITIONAL INFORMATION:

- WSTDA-RS-1 – RECOMMENDED STANDARD SPECIFICATION FOR SYNTHETIC POLYESTER ROUNDSLINGS
- WSTDA-RS-1HP – RECOMMENDED STANDARD SPECIFICATION FOR HIGH PERFORMANCE YARN ROUNDSLINGS
- WSTDA-RS-2 – RECOMMENDED OPERATING AND INSPECTION MANUAL FOR SYNTHETIC POLYESTER ROUNDSLINGS
- ASME B30.9 – SYNTHETIC ROUNDSLINGS: SELECTION, USE AND MAINTENANCE
- OSHA GUIDANCE ON SAFE SLING USE ([HTTP://WWW.OSHA.GOV/DSG/GUIDANCE/SLINGS/SYNTH-ROUND.HTML](http://www.osha.gov/dsg/guidance/sl原因ings/synth-round.html))
- OSHA 29 CFR 1910.184 SLINGS
- RIGGING HANDBOOKS
- FORMAL TRAINING FROM CERTIFIED THIRD PARTY OR MANUFACTURER



BIG EASY ROUND SLING

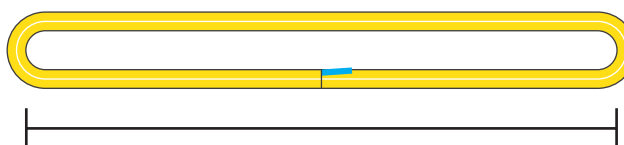
A Roundsling is constructed using a continuous loop of core yarns encased in a double wall cover. This cover helps to protect the load bearing yarn from abrasion.

Features & Benefits:

- Vertical, Choker & Basket Hitch
- Vertical Capacities from 2,600 lbs. to 100,000 lbs.
- Load bearing points can be rotated to extend life
- Lightweight: Easy to use, versatile, high strength-to-weight ratio
- Low Stretch: Approximately 3% at rated capacity
- Color Coded by Capacity: Allows for quick identification
- Double Wall, Seamless Cover
 - » Helps protect core yarn from UV degradation
 - » Soft cover helps to prevent scratches to load surface



Overall Length



Manufacturing Tolerance:

+/-1" + 2% of specified length

Part #	Color Code	RATED CAPACITY IN POUNDS				Minimum Length	Weight Per Foot (lbs.)	Body DIA Relaxed
		Vertical	Choker	Basket At 90°	Basket At 45°			
BRS30	PURPLE	2,600	2,100	5,200	3,600	1.5'	0.2	5/8"
BRS60	GREEN	5,300	4,240	10,600	7,400	1.5'	0.3	7/8"
BRS90	YELLOW	8,400	6,700	16,800	11,800	2'	0.5	1 1/8"
BRS120	TAN	10,600	8,500	21,200	14,000	2'	0.6	1 1/8"
BRS150	RED	13,200	10,600	26,400	18,000	3'	0.8	1 3/8"
BRS180	WHITE	16,800	13,400	33,600	23,000	3'	0.9	1 3/8"
BRS240	BLUE	21,200	17,000	42,400	29,000	3'	1.3	1 3/4"
BRS300	ORANGE	25,000	20,000	50,000	35,000	4'	1.5	2"
BRS360	GREY	31,000	24,800	62,000	43,300	4'	1.7	2 1/4"
BRS400	ORANGE	40,000	32,000	80,000	56,500	6'	2.2	2 1/2"
BRS600	BROWN	53,000	42,400	106,000	74,000	6'	2.8	2 3/4"
BRS800	OLIVE	66,000	52,800	132,000	93,000	6'	3.4	3 1/8"
BRS1000	BLACK	90,000	72,000	180,000	127,000	6'	4.3	3 5/8"

* Larger Capacities Available. Please contact our office for a quote and more information.



WARNING: Do not exceed rated capacities. Sling capacity decreases as the angle from horizontal decreases. Slings should never be used at angles less than 30 degrees.



BIG EASY HEAVY COVER ROUNDSLING

Big Easy Heavy Cover Roundslings are made using a heavy duty, double wall nylon outer cover. This helps to increase the life of the sling by providing built-in abrasion resistance without the need for bulky wear pads or extra material.

Features & Benefits:

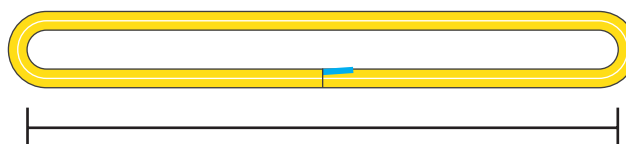
- Sling made with heavy duty double wall nylon cover
- Non-abrasive nylon cover reduces marring on painted and plated surfaces
- Soft, Pliable and Easy to handle
- Additional Sleeves Available

Manufacturing Tolerance:

+/- 1" + 2% of specified length



Overall Length



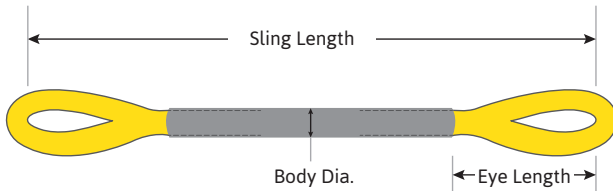
Part #	Color Code	RATED CAPACITY IN POUNDS				Minimum Length	Weight Per Foot (lbs.)	Body DIA Relaxed
		Vertical	Choker	Basket At 90°	Basket At 45°			
BHC150	GREY	13,200	10,600	26,400	18,000	3'	0.75	1 3/8"
BHC180	GREY	16,800	13,400	33,600	23,000	3'	0.95	1 3/8"
BHC240	BLUE	21,200	17,000	42,400	29,000	3'	1.10	1 3/4"
BHC300	ORANGE	25,000	20,000	50,000	35,000	4'	1.55	2"
BHC360	GREY	31,000	24,800	62,000	43,300	4'	1.75	2 1/4"
BHC400	ORANGE	40,000	32,000	80,000	56,500	6'	2.00	2 1/2"
BHC600	BROWN	53,000	42,400	106,000	74,000	6'	2.60	2 3/4"
BHC800	OLIVE	66,000	52,800	132,000	93,000	6'	3.30	3 1/8"
BHC1000	BLACK	90,000	72,000	180,000	127,000	6'	4.00	3 5/8"
BHC1100	BLACK	100,000	80,000	200,000	141,000	6'	5.10	4 1/4"



WARNING: Do not exceed rated capacities. Sling capacity decreases as the angle from horizontal decreases. Slings should never be used at angles less than 30 degrees.



BIG EASY EYE & EYE ROUNDSLING



An Eye & Eye Roundsling is made by adding an extra abrasion resistant sleeve to the body of a BRS. Can increase the life of the sling when abrasion to the body is an issue.

Features & Benefits:

- Additional abrasion resistance for the body of the sling
- Vertical, Choker & Basket Hitch
- Vertical Capacities from 2,600 lbs. to 100,000 lbs.

Manufacturing Tolerance:

+/-1" + 2% of specified length

Part #	Color Code	RATED CAPACITY IN POUNDS				Min. Length	Weight Per Foot (lbs.)	Body DIA at Load	Standard Eye Length
		Vertical	Choker	Basket At 90°	Basket At 45°				
EEBRS30	PURPLE	2,600	2,100	5,200	3,600	3'	0.25	2.25"	12"
EEBRS60	GREEN	5,300	4,420	10,600	7,400	3'	0.36	2.5"	12"
EEBRS90	YELLOW	8,400	6,700	16,800	11,800	3'	0.55	2.5"	12"
EEBRS120	TAN	10,600	8,500	21,200	14,000	3'	0.65	3.5"	12"
EEBRS150	RED	13,200	10,600	26,400	18,000	3'	0.85	3.5"	14"
EEBRS180	WHITE	16,800	13,400	33,600	23,000	3'	0.95	3.5"	16"
EEBRS240	BLUE	21,200	17,000	42,400	29,000	3'	1.5	4.5"	16"
EEBRS300	ORANGE	25,000	20,000	50,000	35,000	4'	2	5.5"	18"
EEBRS360	GREY	31,000	24,800	62,000	43,300	4'	2.3	6"	20"
EEBRS400	ORANGE	40,000	32,000	80,000	56,500	4'	2.7	6"	24"
EEBRS600	BROWN	53,000	42,400	106,000	74,000	6'	3.3	7"	24"
EEBRS800	OLIVE	66,000	52,800	132,000	93,000	6'	3.9	8"	30"
EEBRS1000	BLACK	90,000	72,000	180,000	127,000	6'	4.8	9"	36"

* Larger Capacities Available. Please contact our office for a quote and more information.



WARNING: Do not exceed rated capacities. Sling capacity decreases as the angle from horizontal decreases. Slings should never be used at angles less than 30 degrees.



BIG EASY BRAIDED ROUNDSLING



6-PART

Part #	Color Code	RATED CAPACITY IN POUNDS			Min. Length	Weight Per Foot (lbs.)	Width at Load (in.)	Standard Eye Length	Eye Diam. (in.)
		Vertical	Choker	Basket At 90°					
6BRS30	PURPLE	6,700	5,300	13,400	5'	0.75	3"	15"	1.80
6BRS60	GREEN	13,500	10,800	27,000	5'	1.15	3.5"	15"	2.00
6BRS90	YELLOW	21,400	17,100	42,800	5'	1.60	4"	15"	2.00
6BRS120	TAN	27,000	21,600	54,000	5'	1.90	4.5"	15"	2.25
6BRS150	RED	33,600	26,800	67,200	8'	2.75	5"	20"	2.50
6BRS180	WHITE	42,800	34,200	85,600	8'	3.25	5.5"	20"	2.75
6BRS240	BLUE	54,000	43,200	108,000	8'	4.50	6.5"	20"	3.50
6BRS300	ORANGE	63,500	50,800	127,000	9'	5.20	7.5"	20"	3.95
6BRS360	GREY	79,000	63,200	158,000	9'	6.40	8"	30"	4.25
6BRS400	ORANGE	102,000	81,600	204,000	10'	7.20	9"	30"	4.75
6BRS600	BROWN	135,100	108,000	270,200	10'	9.50	10"	30"	5.00
6BRS800	OLIVE	168,300	134,600	336,600	12'	12.50	12"	30"	5.50
6BRS1000	BLACK	229,500	183,600	459,000	14'	16.00	13"	30"	5.95

* For Larger Capacities Consider Using a High Performance Roundsling. Please contact our office for additional information.

Braided Roundslings are constructed by braiding BRS together and forming an eye on each end.

Features & Benefits:

- Vertical, Choker & Basket Hitch
- Vertical Capacities from 2,600 lbs. to 340,000 lbs.
- Braided construction offers redundant safety
- Lighter than wire rope & chain with excellent strength-to-weight ratio
- Braided roundslings can be disassembled into single slings for use, if tagged properly

Manufacturing Tolerance:

+/- 2' + 5% to 10%

At capacity Braided roundslings will stretch approximately 10%

8-PART

Part #	Color Code	RATED CAPACITY IN POUNDS			Min. Length	Weight Per Foot (lbs.)	Width at Load (in.)	Standard Eye Length	Eye Diam. (in.)
		Vertical	Choker	Basket At 90°					
8BRS30	PURPLE	8,800	7,100	17,600	5'	1.20	3.5"	15"	1.80
8BRS60	GREEN	18,000	14,400	36,000	5'	1.40	4"	15"	2.00
8BRS90	YELLOW	28,500	22,800	57,000	5'	2.40	4.75"	15"	2.50
8BRS120	TAN	36,000	28,800	72,000	5'	2.80	5"	15"	2.50
8BRS150	RED	44,900	35,900	89,800	8'	3.50	6"	20"	2.75
8BRS180	WHITE	57,100	46,600	114,200	8'	4.00	6.25"	20"	3.25
8BRS240	BLUE	72,000	57,600	144,000	8'	5.80	7.5"	20"	3.75
8BRS300	ORANGE	85,000	68,000	170,000	9'	6.50	8.6"	20"	4.00
8BRS360	GREY	105,400	84,300	210,800	9'	8.50	9.5"	30"	4.50
8BRS400	ORANGE	128,000	102,400	256,000	10'	10.00	11"	30"	5.00
8BRS600	BROWN	180,200	144,100	360,400	10'	12.50	13"	30"	5.50
8BRS800	OLIVE	224,400	179,500	448,800	12'	16.00	14"	30"	6.00
8BRS1000	BLACK	306,000	244,000	612,000	14'	21.00	16"	30"	6.50

* For Larger Capacities Consider Using a High Performance Roundsling. Please contact our office for additional information.



WARNING: Do not exceed rated capacities. Sling capacity decreases as the angle from horizontal decreases. Slings should never be used at angles less than 30 degrees.



BIG EASY BRIDLE ROUND SLING


Roundsling Bridles are lightweight, pliable and can provide better load control and balance.

Features & Benefits:

- Can prevent cutting & abrasion at sling bearing points when using hardware
- Lightweight, Pliable
- Easier rigging and storage than wire rope and chain
- Better load control & balance
- Load bearing points can be rotated to extend life (when not built in eye/eye configuration)
- Low stretch: Approximately 3% at rated capacity
- Double Wall, Seamless Cover
 - » Helps protect core yarn from UV degradation
 - » Soft cover helps to prevent scratches to load surface
- Two sliding wear sleeves standard on all BHP slings

Manufacturing Tolerance:

+/-1" + 2% of specified length



BIG EASY BRIDLE ROUND SLING ORDERING GUIDE

NUMBER OF LEGS		TOP ATTACHMENT		BOTTOM ATTACHMENT		LEG TYPE
S	SINGLE	O	OBLONG/MASTER LINK	O	OBLONG/MASTER LINK	EE EYE & EYE
D	DOUBLE	A	SUB ASSEMBLY	S	SLING HOOK*	
T	TRIPLE	S	SLING HOOK*	H	SHACKLE*	
Q	QUAD	H	SHACKLE*			
				*Note Type of Hook or Type of Shackle in Description		Leave Blank if Standard Legs Required

EXAMPLE PREFIXES:	DESCRIPTION
SOP	Single leg w/1 oblong on body
SOO	Single leg w/2 oblongs on body
SOS	Single leg w/oblong & sling hook on body
SSS	Single leg sling hook each end
DOP	Double leg oblong @ top
DOS	Double leg oblong @ top & sling hooks @ bottom
TOP	Triple leg oblong @ top
TOS	Triple leg oblong @ top & sling hooks @ bottom
GOP	Quadruple leg oblong @ top
QOS	Quadruple leg oblong @ top & sling hooks @ bottom

EXAMPLE:

A 4-Leg, BRS150 (RED) Big Easy Bridle Roundsling x 10' Long (Bearing to Bearing) with an Oblong Link & Alloy Sling Hooks

Number of Legs	Top Attachment	Bottom Attachment	(EE) For Eye/Eye	Leg(s)	Length
Q	O	S		BRS150	10

Part # to Order:
QOSBRS150X10



WARNING: Do not exceed rated capacities. Sling capacity decreases as the angle from horizontal decreases. Slings should never be used at angles less than 30 degrees.

BIG EASY BRIDLE ROUNDSLING

SINGLE LEG BRIDLE

	Part #	BRS30	BRS60	BRS90	BRS120	BRS150	BRS180	BRS240	BRS300	BRS360	BRS400	BRS600	BRS800	BRS1000
RATED CAPACITY IN LBS.	Vertical	2600	5300	8400	10600	13200	16800	21200	25000	31000	40000	53000	66000	90000
	Choker	2100	4240	6700	8500	10600	13400	17000	20000	24800	32000	42400	52800	72000
	Basket	5200	10600	16800	21200	26400	33600	42400	50000	62000	80000	106000	132000	180000
	Master Link	1/2"	3/4"	3/4"	3/4"	1"	1-1/4"	1-1/4"	1-1/2"	1-1/2"	1-3/4"	2"	2-1/4"	2-1/2"
	Alloy Hook	2T	5T	7T	11T	11T	15T	22T	37T	37T	45T	60T	N/A	N/A
	Carbon Hook	2T	3T	5T	7.5T	7.5T	10T	15T	25T	25T	30T	40T	N/A	N/A
	Sling Saver Hook	1.5T	3T	5T	N/A	N/A	N/A	N/A	N/A	N/A	N/A	N/A	N/A	N/A
	Sling Saver Shackles	3-1/4T	3-1/4T	6-1/2T	6-1/2T	8-3/4T	8-3/4T	12-1/2T	12-1/2T	20-1/2T	20-1/2T	35T	35T	50T

TWO LEG BRIDLE

	Part #	BRS30	BRS60	BRS90	BRS120	BRS150	BRS180	BRS240	BRS300	BRS360	BRS400	BRS600	BRS800	BRS1000
RATED CAPACITY IN LBS.	Single Leg @ 90°	2600	5300	8400	10600	13200	16800	21200	25000	31000	40000	53000	66000	90000
	All Legs @ 60°	4500	9100	14500	18300	22800	29100	36700	43300	53700	69250	91800	114300	155800
	All Legs @ 45°	3600	7400	11800	14900	18600	23700	29900	35300	43800	56500	74900	93300	127200
	All Legs @ 30°	2600	5300	8400	10600	13200	16800	21200	25000	31000	40000	53000	66000	90000
	Master Link	1/2"	3/4"	1"	1-1/4"	1-1/4"	1-1/2"	1-1/2"	1-1/2"	2"	2"	2-1/2"	3"	3-1/4"
	Alloy Hook	2T	5T	7T	11T	11T	15T	22T	37T	37T	45T	60T	N/A	N/A
	Carbon Hook	2T	3T	5T	7.5T	7.5T	10T	15T	25T	25T	30T	40T	N/A	N/A
	Sling Saver Hook	1.5T	3T	5T	N/A	N/A	N/A	N/A	N/A	N/A	N/A	N/A	N/A	N/A
	Sling Saver Shackles	3-1/4T	3-1/4T	6-1/2T	6-1/2T	8-3/4T	8-3/4T	12-1/2T	12-1/2T	20-1/2T	20-1/2T	35T	35T	50T

THREE LEG BRIDLE

	Part #	BRS30	BRS60	BRS90	BRS120	BRS150	BRS180	BRS240	BRS300	BRS360	BRS400	BRS600	BRS800	BRS1000
RATED CAPACITY IN LBS.	Single Leg @ 90°	2600	5300	8400	10600	13200	16800	21200	25000	31000	40000	53000	66000	90000
	All Legs @ 60°	6700	13700	21800	27500	34200	43600	55000	64900	80500	103850	137600	171400	233800
	All Legs @ 45°	5500	11200	17800	22400	27900	35600	44900	53000	65700	84850	112400	139900	190800
	All Legs @ 30°	3900	7900	12600	15900	19800	25200	31800	37500	46500	60000	75900	99000	135000
	Master Link	3/4"	1"	1-1/4"	1-1/2"	1-1/2"	1-3/4"	2"	2-1/4"	2-1/4"	2-1/2"	2-3/4"	3-1/2"	4-1/4"
	Sub Assembly	3/4"	1"	1-1/4"	1-1/2"	1-1/2"	1-3/4"	2"	2"	2-1/2"	2-1/2"	2-3/4"	2-3/4"	4"
	Alloy Hook	2T	5T	7T	11T	11T	15T	22T	37T	37T	45T	60T	N/A	N/A
	Carbon Hook	2T	3T	5T	7.5T	7.5T	10T	15T	25T	25T	30T	40T	N/A	N/A
	Sling Saver Hook	1.5T	3T	5T	N/A	N/A	N/A	N/A	N/A	N/A	N/A	N/A	N/A	N/A
	Sling Saver Shackles	3-1/4T	3-1/4T	6-1/2T	6-1/2T	8-3/4T	8-3/4T	12-1/2T	12-1/2T	20-1/2T	20-1/2T	35T	35T	50T

FOUR LEG BRIDLE

	Part #	BRS30	BRS60	BRS90	BRS120	BRS150	BRS180	BRS240	BRS300	BRS360	BRS400	BRS600	BRS800	BRS1000
RATED CAPACITY IN LBS.	Single Leg @ 90°	2600	5300	8400	10600	13200	16800	21200	25000	31000	40000	53000	66000	90000
	All Legs @ 60°	9000	18300	29100	36700	45700	58200	73400	86500	107300	138500	183600	228600	311700
	All Legs @ 45°	7300	14900	23700	29900	37300	47500	59900	70700	87600	113100	149900	186600	254500
	All Legs @ 30°	5200	10600	16800	21200	26400	33600	42400	50000	62000	80000	106000	132000	180000
	Master Link	3/4"	1-1/4"	1-1/2"	1-1/2"	1-3/4"	2"	2-1/4"	2-3/4"	2-3/4"	3"	3-1/2"	4-1/4"	4-3/4"
	Sub Assembly	3/4"	1"	1-1/4"	1-1/2"	1-1/2"	1-3/4"	2"	2"	2-1/2"	2-1/2"	2-3/4"	2-3/4"	4"
	Alloy Hook	2T	5T	7T	11T	11T	15T	22T	37T	37T	45T	60T	N/A	N/A
	Carbon Hook	2T	3T	5T	7.5T	7.5T	10T	15T	25T	25T	30T	40T	N/A	N/A
	Sling Saver Hook	1.5T	3T	5T	N/A	N/A	N/A	N/A	N/A	N/A	N/A	N/A	N/A	N/A
	Sling Saver Shackles	3-1/4T	3-1/4T	6-1/2T	6-1/2T	8-3/4T	8-3/4T	12-1/2T	12-1/2T	20-1/2T	20-1/2T	35T	35T	50T

* Custom Options Available. Please contact our office for more information



WARNING: Do not exceed rated capacities. Sling capacity decreases as the angle from horizontal decreases. Slings should never be used at angles less than 30 degrees.



BIG EASY STAGE ROUNDSLING

Stage roundslings are designed for suspension applications where metal slings are required. The load-bearing member of a stage roundsling is made from steel galvanized aircraft cable. This wire core is encased in a black double-wall jacket that complies with all of the current rigging codes.

Features & Benefits:

- Standard Lengths Available
 - » 3', 4', 6' & 9'
- Saves Time and Money
 - » No backup rigging required
 - » Fewer components to inventory and carry
 - » Superior flexibility makes rigging easy
 - » Lowers show to show freight costs
- Increased Safety
 - » Improved cut resistance
 - » Higher heat resistance
 - » Conforms to load to grip securely



Overall Length



Part #	RATED CAPACITY IN POUNDS		
	Vertical	Choker	Basket At 90°
BA30	2,600	2,100	5,200
BA60	5,300	4,200	10,600
BA90	8,400	6,700	16,800
GACA60	5,300	4,200	10,600

* Custom Lengths Available Upon Request. Please contact our office for a quote and more information.



WARNING: Do not exceed rated capacities. Sling capacity decreases as the angle from horizontal decreases. Slings should never be used at angles less than 30 degrees.



BIG EASY FLOW LINE RESTRAINT

Polyester Restraints are constructed similar to an Endless Polyester Roundsling. They are constructed using a continuous loop of core yarns encased in a double wall cover. This cover helps to protect the load bearing yarn from abrasion.

Restraints can use similar color codes as standard roundslings (Lifting Slings) but Polyester Flow Line restraints do offer different capacities than a standard roundsling.

Restraints are not to be used for Overhead Lifting

Features & Benefits:

- Lightweight: Easy to use, versatile, high strength-to-weight ratio
- Restraints designed for 2", 3" & 4" Iron
- Rated in PSI and/or Break Strength
- Color Coded to allow for quick identification (Custom Colors Available)
- Private Label Available
- Double Wall, Seamless Cover
 - » Helps protect core yarn from UV degradation and Abrasion

Manufacturing Tolerance:

+/- 1" + 2% of specified length

Proper Use of Restraints can reduce **But Not Eliminate** the risk of severe personal injury or death.



WARNING
The use of pressurized components in or around oil field operations is inherently dangerous. Personnel working around energized equipment and flow lines should use extreme care and observe all applicable safety procedures. Proper use of this device can reduce, but not eliminate, the risk of severe personal injury or death. Even with maximum design safety, a death can result from misuse and improper use of a rupture device. This is not to be used as a lifting device nor should it be loaded by anyone other than trained personnel.

**AS&R
 ROUND SLING
 RESTRAINT
 LENGTH 20'**

2" MAX PSI - 20,000
3" MAX PSI - 15,000
4" MAX PSI - 10,000

TYPE: APRIS 2000
 SERIAL #1AF23405-902
 DATE: DEC 2019

INSPECTION/RECERTIFICATION

2020	2021	2022
2023	2024	2025

NOT FOR OVERHEAD LIFTING

Part #	Color Code	Max PSI - 2" 1502	Max PSI - 3" 1502	Max PSI - 4" 1502
BFR78	RED	15,000	8,000	5,000
BFR160	BLUE	20,000	15,000	10,000
BFR200	ORANGE	20,000	15,000	15,000