




FLAT AND TWISTED WEB SLINGS



Eye and Eye slings can be used in choker, vertical and basket hitches. Slings with Half Twist (Type 4) eyes are furnished unless Flat (Type 3) eyes are specified. Sling eyes will be wrapped at the bearing point unless otherwise specified.

Eye & Eye nylon or polyester lifting slings featuring flat eyes can be used in all three hitches: choker, vertical and basket. Heavy duty nylon rigging slings featuring the Flat Eye and Eye design are made in widths ranging from as narrow as 1 inch and as wide as 12 inches. All Flat Eye & Eye slings feature protection at the sling eye bearing points. The extra protection wrapped around the sling eye provides additional service life as this is a critical wear area for all polyester and nylon rigging slings.

Sling eyes are automatically tapered to a narrower width on Eye and Eye lifting slings that are over 3 inches in width. We do not charge extra to taper the eyes for your 2 inch wide rigging straps.

	RATED CAPACITY IN LBS.				
	TYPE 3	TYPE 4			
	EEF	EET	VERTICAL	CHOKER	BASKET
ONE PLY	1-901		1600	1280	3200
	1-901.5		2300	1840	4600
	1-902		3100	2480	6200
	1-903		4700	3760	9400
	1-904		6200	4960	12400
	1-905		7800	6240	15600
	1-906		9300	7440	18600
	1-908		11800	9440	23600
	1-910		14700	11760	29400
1-912		17600	14080	35200	
TWO PLY	2-901		3100	2480	6200
	2-901.5		4700	3760	9400
	2-902		6200	4960	12400
	2-903		8800	7040	17600
	2-904		11000	8800	22000
	2-905		13700	10960	27400
	2-906		16500	13200	33000
	2-908		22700	18160	45400
	2-910		28400	22720	56800
2-912		34100	27280	68200	
THREE PLY	3-901		4700	3760	9400
	3-901.5		7000	5600	14000
	3-902		9300	7440	18600
	3-903		13500	10800	27000
	3-904		17200	13760	34400
	3-905		20600	16480	41200
	3-906		24400	19520	48800
	3-908		30700	24580	61400
	3-910		36000	28800	72000
3-912		40300	32260	80600	
FOUR PLY	4-901		5500	4400	11000
	4-901.5		9400	7520	18800
	4-902		11000	8800	22000
	4-903		16400	13120	32800
	4-904		20400	16320	40800
	4-905		25500	20400	51000
	4-906		30600	24480	61200
	4-908		41000	32800	82000
	4-910		48000	38400	96000
4-912		60000	48000	120000	

WARNING

Do not exceed rated capacities. Sling capacity decreases as the angle from horizontal decreases. Slings should never be used at angles less than 30 degrees.




ENDLESS WEB SLINGS



One of the most versatile web slings available, Endless slings can be rotated to provide an infinite number of contact points for the ends of the endless lifting strap and where the endless sling lift strap contacts the load.

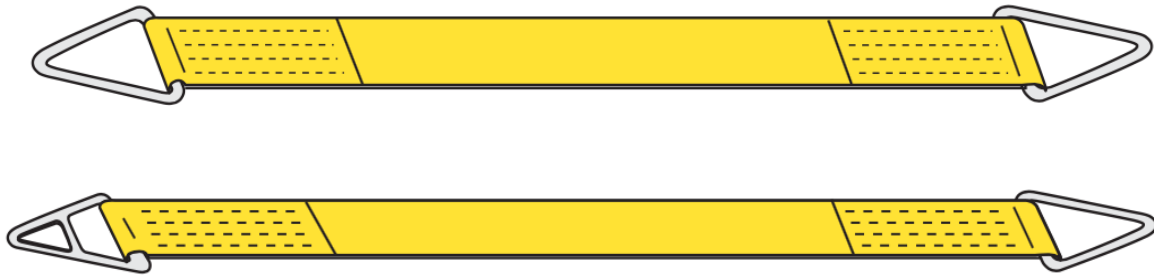
Endless hoisting slings and straps are for use in choker, vertical and basket hitches. Endless sling strap ends can be reinforced on request. Endless polyester and nylon sling straps are also referred to as continuous loop slings, type 5 slings and/or grommet slings.

Endless slings are available in either nylon or polyester webbing. The length of an endless web sling is measured pull to pull or bearing to bearing on the ends of the endless nylon lift strap, not circumferentially.

	TYPE 5 EN	RATED CAPACITY IN LBS.		
				
		VERTICAL	CHOKER	BASKET
ONE PLY	1-901	3200	2560	6400
	1-901.5	4600	3680	9200
	1-902	6200	4960	12400
	1-903	9400	7520	18800
	1-904	12400	9920	24800
	1-905	15600	12480	31200
	1-906	18600	14880	37200
	1-908	21200	16960	42400
	1-910	26500	21200	53000
1-912	31800	25440	63600	
TWO PLY	2-901	6200	4960	12400
	2-901.5	9400	7520	18800
	2-902	12400	9920	24800
	2-903	17600	14080	35200
	2-904	22000	17600	44000
	2-905	27400	21920	54800
	2-906	33000	26400	66000
	2-908	42300	33840	84600
	2-910	52900	42320	105800
2-912	63500	50800	127000	
THREE PLY	3-901	9600	7680	19200
	3-901.5	13700	10940	27400
	3-902	17700	14160	35400
	3-903	26600	21310	53200
	3-904	34600	27650	69200
	3-905	42000	33600	84000
	3-906	48900	39120	97800
	3-908	61400	49150	122800
	3-910	72000	57600	144000
3-912	80600	64510	161200	
FOUR PLY	4-901	11000	8800	22000
	4-901.5	18200	14590	36400
	4-902	22000	17600	44000
	4-903	32900	26320	65800
	4-904	40800	32640	81600
	4-905	51000	40800	102000
	4-906	61200	48960	122400
	4-908	81900	65540	163800
	4-910	96000	76800	192000
4-912	107000	85600	214000	

WARNING

Do not exceed rated capacities. Sling capacity decreases as the angle from horizontal decreases. Slings should never be used at angles less than 30 degrees.






Basket Hardware Slings feature fittings of aluminum or alloy steel.

Aluminum and alloy steel choker fittings provide for the most efficient choke hitching available for webbing slings.

Steel fittings are automatically supplied on two and four ply slings.


Recycle your fittings for cost savings.

			RATED CAPACITY IN LBS.		
	TYPE 1	TYPE 2			
	TCA(S)	TTA(S)	VERTICAL	CHOKER	BASKET
ONE PLY	1-902		3100	2480	6200
	1-903		4700	3760	9400
	1-904		6200	4960	12400
	1-905		7800	6240	15600
	1-906		9300	7440	18600
	1-908		11800	9440	23600
	1-910		14700	11760	29400
	1-912		17600	14080	35200
TWO PLY	2-902		6200	4960	12400
	2-903		8800	7040	17600
	2-904		11000	8800	22000
	2-905		13700	10960	27400
	2-906		16500	13200	33000
	2-908		22700	18160	45400
	2-910		28400	22720	56800
	2-912		34100	27280	68200

WARNING

Do not exceed rated capacities. Sling capacity decreases as the angle from horizontal decreases. Slings should never be used at angles less than 30 degrees. Fittings should never be used where exposure to sprays, mists, vapors, fumes or liquids of harmful acids, alkalis, chlorine or other corrosive agents are present. While aluminum fittings are non-sparking and do not rust, they are not as durable and cost more than steel hardware. Aluminum fittings are degraded by salt water and should not be cleaned with chlorine based solutions.




REVERSED EYE WEB SLINGS



Reversed Eye slings feature sling eyes and bodies that are covered by Bulked Nylon wear pads. Bulked Nylon wear pad material is four times more abrasion resistant than webbing, but provides no protection against cutting.

The bearing points of Reversed Eye-Standard (Type 6) eyes are 90° to the sling body. The perpendicular relationship between the eye and sling body in a Reversed Eye-Standard (Type 6) results in a comparatively advantageous choke hitch, when compared to the Reversed Eye-Flat (Type 7).


The Reversed Eye-Flat (Type 7) body is turned 180°, forming an eye, in the same plane as the sling body. Type 6 and Type 7 Reversed Eye Slings can be used in choker, vertical or basket hitches. Larger widths and ply are available upon request

			RATED CAPACITY IN LBS.		
	TYPE 6	TYPE 7			
	RE	FE	VERTICAL	CHOKER	BASKET
ONE PLY	1-902		3200	2560	6400
	1-903		4600	3680	9200
	1-904		6200	4960	12400
	1-906		9400	7520	18800
TWO PLY	2-902		6200	4960	12400
	2-903		9200	7360	18400
	2-904		12400	9920	24800
	2-906		17600	14080	35200


WARNING

Do not exceed rated capacities. Sling capacity decreases as the angle from horizontal decreases. Slings should never be used at angles less than 30 degrees.

WIDE BODY BASKET WEB SLINGS



Wide Body Basket slings support the load over a wide area to offer better balance for large loads - whether heavy or light. Wide bearing area reduces marring of soft load surfaces. Stiffeners are used at the base of the eyes to deter the body webbing from folding down the middle. Slings are for use in basket hitch only. Standard web material is nylon. Polyester is available upon request. 3 and 4 ply available upon request.

	RATED CAPACITY IN LBS.			
	TYPE 8	 BASKET	EYE LENGTH L (INCHES)	EYE WIDTH W (INCHES)
	WBB			
ONE PLY	1-906	18800	12	1-1/2
	1-908	24800	12	2
	1-910	31200	15	1-3/4
	1-912	37200	15	2
	1-916	51200	18	3
	1-920	64000	24	3-1/2
	1-924	76000	24	4
TWO PLY	2-906	35200	15	1-1/2
	2-908	44000	15	2
	2-910	54800	18	2-1/2
	2-912	66000	18	3
	2-916	82000	24	4
	2-920	96000	24	5
	2-924	106000	24	6

WARNING

Do not exceed rated capacities. Sling capacity decreases as the angle from horizontal decreases. Slings should never be used at angles less than 30 degrees.